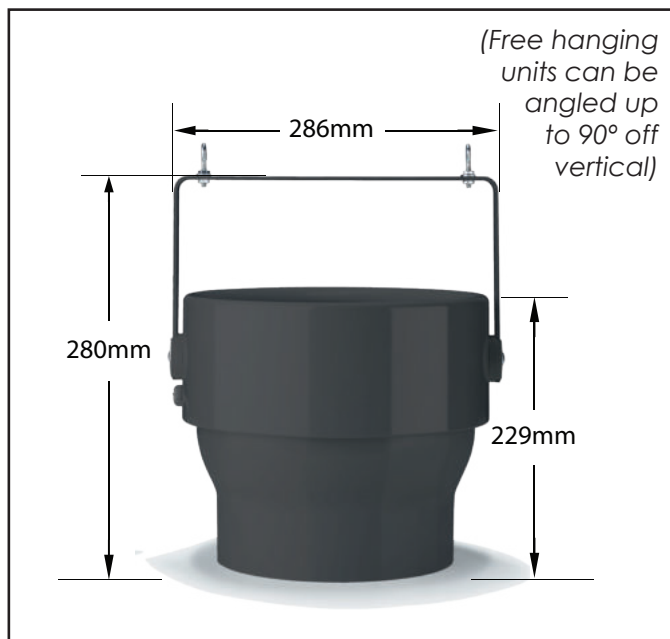


## DIMENSIONS



## PROPERTIES

UNIT SIZE	Standard	
	Weight:	3.0 kgs
	Height to Rim:	229 mm
	Total Height:	280 mm
Diameter:	286 mm	

MOTOR	230V	
	Watts* @ 50 htz:	12
	RPM* @ 50 htz:	980
	L/S* @ 50 htz (m3/hr):	150 (540)
	AMPS* @ 50 htz:	0.06

\*Motor data provided by motor manufacturer and is subject to change at anytime

## TITAN SERIES RANGE - MODEL PEARL P3

### COVERAGE

- Ceiling Height = 2.5m - 3.5m (8 - 11 ft)
- Max Floor area = 40m<sup>2</sup> (430 ft<sup>2</sup>)

### MOTOR

- Single phase, shaded pole, single speed (variable with optional speed control), axial motor
- Sealed bearings, no lubrication required

### OPERATING TEMPERATURES

- Operating Temp = -20°C (-4°F) to 70°C (158°F)
- Thermal shut off = 110°C (230°F)
- Reset = 90°C (195°F)

### HOUSING

- ABS Resin - Inc. internal fixed blade stator
- 5VA flame resistance rating
- 1.8m (6') steel safety leash cable (fastened to housing)



### NOISE LEVEL

- 3 Metres = TBA

### INGRESS PROTECTION

- IP55 Rated

### COLOUR

- Black as standard
- Can be tailor painted to your colour specifications

### SPEED CONTROLS

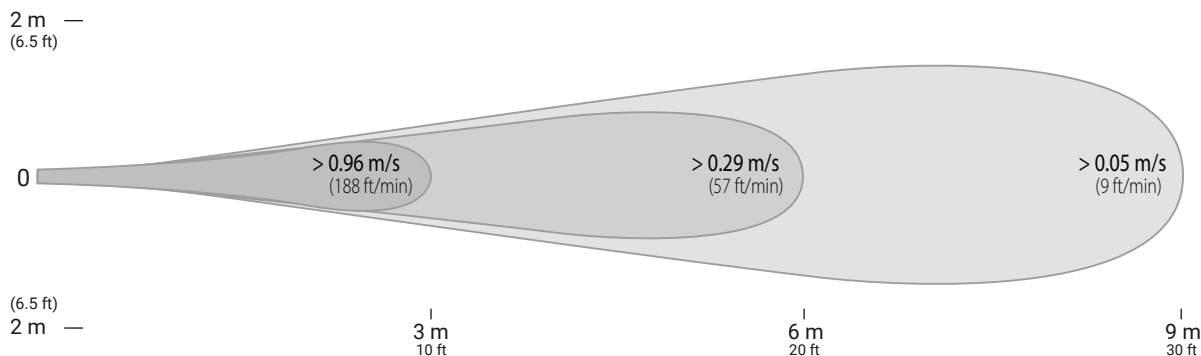
- Speed Controls - On/off speed controls allow for variable output from Airius unit. 1 AMP and 5 AMP controls available

### WARRANTY

- 5 years parts and workmanship from shipping date
- 120 day money back guarantee (T's & C's apply)

## PROPERTIES

### VELOCITY PROFILE



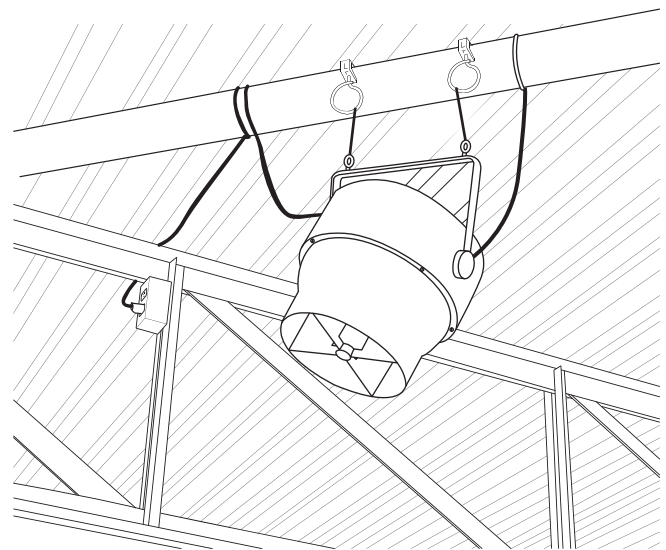
## PLACEMENT

### PREPARATION

- Install electrical circuit(s) and outlet(s) in accordance with national and local electric codes
- Outlets should generally be mounted vertically unless a "twist/locking" type is being used
- Wall switch may be installed in circuit to disable power and prevent electrical hazards when servicing
- Confirm electrical continuity of Airius unit on the ground before permanently mounting in the ceiling

### INSTALLATION

- Hang vertically as high in the ceiling as possible. Typically 300mm (12") - 450mm (18") from the roof deck to intake
- The Airius unit performs best when air column from the nozzle is unimpeded to the floor
- Use professionally installed hardware, capable of supporting a minimum of five times the weight
- Hardware to hang the unit includes but is not restricted to: Hooks, chains, cables, carabiners, bridle rings, beam clamps and bolts
- Density of the placement is directly related to the effectiveness, performance and savings
- Mount out of reach from people and animals
- Floor plans, mezzanines, office locations, machinery, people placement, plumbing, lighting, duct work, electrical systems, natural light/air systems, cranes, doors, windows, ventilation and fire suppression systems are all factors in properly locating the Airius system within the ceiling



### OPERATION

- Designed to operate 24 hours-a-day, 7 days-a-week to maintain thermal equalization/humidity equalization
- Use optional speed control to fine tune RPM if needed

### MAINTENANCE

- Frequency of cleaning will vary by application and environment
- You may clean the plastic housing with a damp warm cloth, using mild household detergents
- Do not use petroleum products, thinners or solvents to clean any part of the Airius unit
- If the Airius unit fails, contact manufacturer

Airius LLC, © 2011. All Rights Reserved.