

DIMENSIONS



PROPERTIES

UNIT SIZE	Standard	
	Weight:	12.4 kgs (27.5 lbs)
	Height to Rim:	N/A
	Total Height:	330 mm (13 in)
Diameter:		495 mm (20 in)

MOTOR	200-277V	100-130V
	Watts* @ 50 hz:	160
@ 60 hz:	240	250
RPM* @ 50 hz:	1,430	
@ 60 hz:	1,700	1,680
CFM* @ 50 hz:	2,391	
@ 60 hz:	2,910	2,910
M3/hr* @ 50 hz:	4,064	
@ 60 hz:	4,944	4,944
AMPS* @ 50 hz:	0.73	
@ 60 hz:	1.06	2.19

*Motor data provided by motor manufacturer and is subject to change at anytime

COVERAGE

- Ceiling Height = 20m (66 ft)
- Floor area = 232m² (2,500 ft²)

MOTOR

- Single phase, permanent split capacitor, single speed (variable with optional speed control), axial motor
- Sealed bearings, no lubrication required

OPERATING TEMPERATURES

- Operating Temp = -25°C (-13°F) to 75°C (167°F)
- Thermal shut off = 135°C (275°F)
- Reset = 125°C (255°F)

HOUSING

- PC/ABS Resin - Inc. internal fixed blade stator
- 5VA flame resistance rating
- 1.8m (6') steel safety leash cable (fastened to housing)
- Guard Grille: Steel, phosphated and coated in black plastic

NOISE LEVEL

- Floor Level = 0 - 42 dB(A)

INGRESS PROTECTION

- IP54 Rated

COLOUR

- Cool gray 2C - Off white as standard
- Can be tailor painted to your colour specifications

ACCESSORIES & OPTIONS

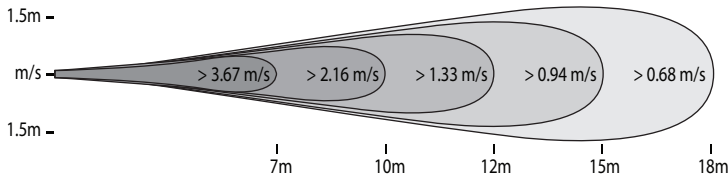
- Speed Controls - On/off speed controls allow for variable output from Airius unit. 1 AMP and 5 AMP controls available

WARRANTY

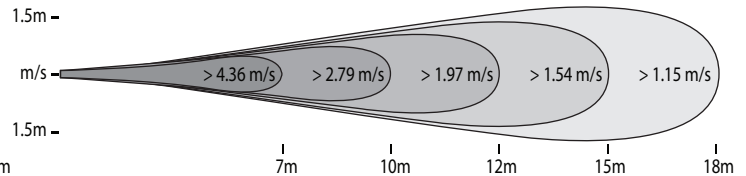
- 5 years parts and workmanship from shipping date
- 120 day money back guarantee (T's & C's apply)

VELOCITY PROFILES

200-277V 50hz



100-130V/200-277V 60hz



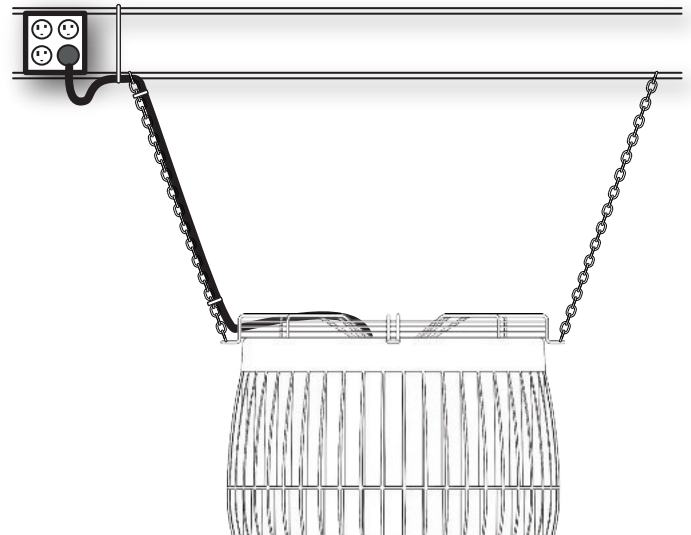
PLACEMENT

PREPARATION

- Install electrical circuit(s) and outlet(s) in accordance with national and local electric codes
- Outlets should generally be mounted vertically unless a "twist/locking" type is being used
- Wall switch may be installed in circuit to disable power and prevent electrical hazards when servicing
- Confirm electrical continuity of Airius unit on the ground before permanently mounting in the ceiling

INSTALLATION

- Hang vertically as high in the ceiling as possible Typically 300mm (12") - 450mm (18") from the roof deck to intake
- The Airius unit performs best when air column from the nozzle is unimpeded to the floor
- Use professionally installed hardware, capable of supporting a minimum of five times the weight
- Hardware to hang the unit includes but is not restricted to: Hooks, chains, cables, carabiners, bridle rings, beam clamps and bolts
- Density of the placement is directly related to the effectiveness, performance and savings
- Mount out of reach from people and animals
- Floor plans, mezzanines, office locations, machinery, people placement, plumbing, lighting, duct work, electrical systems, natural light/air systems, cranes, doors, windows, ventilation and fire suppression systems are all factors in properly locating the Airius system within the ceiling



OPERATION

- Designed to operate 24 hours-a-day, 7 days-a-week to maintain thermal equalization/humidity equalization
- Use optional speed control to fine tune RPM if needed

MAINTENANCE

- Frequency of cleaning will vary by application and environment
- You may clean the plastic housing with a damp warm cloth, using mild household detergents
- Do not use petroleum products, thinners or solvents to clean any part of the Airius unit
- If the Airius unit fails, contact manufacturer



Airius LLC, © 2011. All Rights Reserved.