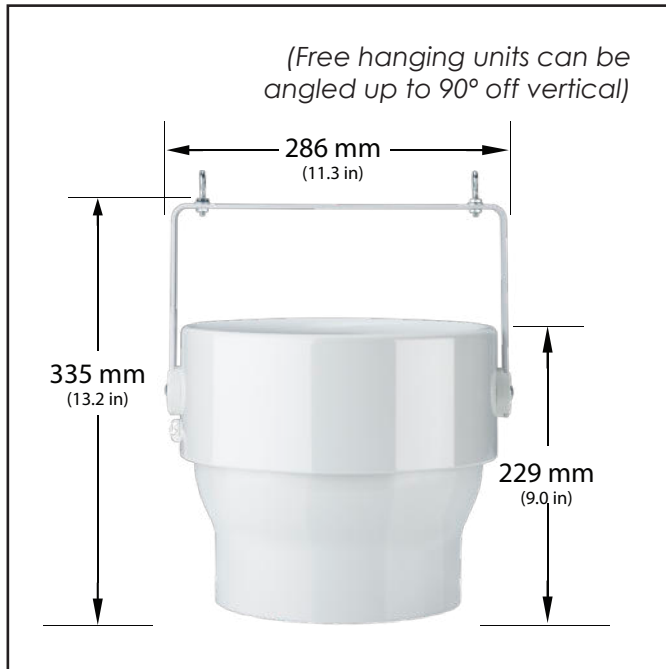


## DIMENSIONS



## PUREAIR PEARL SERIES RANGE - MODEL S1

### DESCRIPTION

- Air purification and odour control destratification and airflow circulation fan.
- Features integrated patented needlepoint brush-style bipolar ion generator technology.
- Emits both positive (H+) and negative (O<sub>2</sub>-) ions.
- Ions surround harmful pathogens and react as Hydroxyl (OH) radicals. This process removes hydrogen from the cell walls of microbes, inactivating harmful pathogens at a cellular level.

### FEATURES

- 99% effective at neutralising COVID19 surrogate.
- Inactivates surface germs, bacteria & viruses by 99%+.
- Inactivates airborne germs, bacteria & viruses by 99%+.
- Reduces odours by 99%+.
- Reduces VOCs, gases & vapours by 99%+.
- Energy Savings of up to 40% by destratifying and reducing outdoor air intake by up to 75%.
- Reduces pressure loss by keeping HVAC coils clean without expensive UV system.
- Particle reduction and smoke control.
- Balances internal building temperatures.

## PROPERTIES

UNIT SIZE	STANDARD	
	Weight:	3.0 kgs (7 lbs)
	Height to Rim:	229 mm (9.0 in)
	Total Height:	335 mm (13.2 in)
Diameter:	286 mm (11.3 in)	

MOTOR	230V @ 50 Hz	
	Watts*:	29.4
	RPM*:	1,154
	L/S*:	127 (269 CFM)
	m <sup>3</sup> /hr*:	457
	Centre Line Velocity*:	2.29 m/s @ 3 m
AMPS*:	0.07	
<small>*Motor data provided by motor manufacturer and is subject to change at anytime</small>		

COVERAGES	AIRFLOW	
	Ceiling Height:	Up to 4.5 m (14 ft)
	Nozzle Height:	Up to 3.5 m (11 ft)
Floor area:	Up to 122m <sup>2</sup> (1,313ft <sup>2</sup> )	
<small>*Coverages can vary dependent upon environment and load.</small>		



### MOTOR

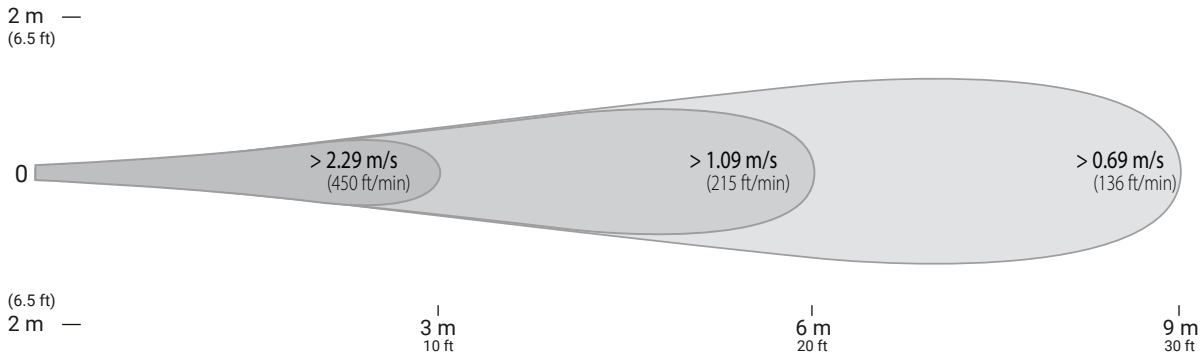
- Single phase, shaded pole, single speed variable with optional speed control, axial motor.
- Sealed bearings, no lubrication required.

### BIPOLAR ION GENERATOR

- Needlepoint brush-style Bipolar ionisation air and surface purification system.
- No replacement purification parts required.
- Ozone free system.

## PROPERTIES

### VELOCITY PROFILE



### OPERATION

- Designed to operate 24 hours-a-day, 7 days-a-week to protect against airborne mould, bacteria, viruses, odours and VOCs and save heating & cooling costs.

### OPERATING TEMPERATURES

- Operating Temp = -20°C (-4°F) to 70°C (158°F)

### HOUSING & COMPONENTS

- PC/ABS Resin - Inc. internal fixed blade stator, nozzle and cowl
- 5VA flame resistance rating.
- Applicable to Titan Series Upgrade - Chemical resistant ABS resin housing and stator blades with stainless steel fixings.

### NOISE LEVEL

- Sound Pressure Level = 33.7 dB(A)

Calculated from nozzle of unit to head height when installed at maximum ceiling height.

For additional noise level information contact Airius

### COLOUR

- White as standard.
- Can be tailor painted to your colour specifications.

### MAINTENANCE

- No maintenance required.
- If the Ion Generator unit fails, contact manufacturer.

### ACCESSORIES & OPTIONS

- Suspended Series kit - Allows Airius unit to be mounted in a suspended ceiling grid.
- Speed Controls - On/off speed controls allow for variable output from Airius unit. 1 AMP and 5 AMP controls available.

### WARRANTY

- 3 years parts and workmanship from shipping date on fan unit.
- 120 day money back guarantee - UK only (T's & C's apply).

### SAFETY PRECAUTIONS

- General safety measures and precautions should be followed when working with any electrical device.
- No additional safety measures are necessary for working with either the fan or Ion Generator system.

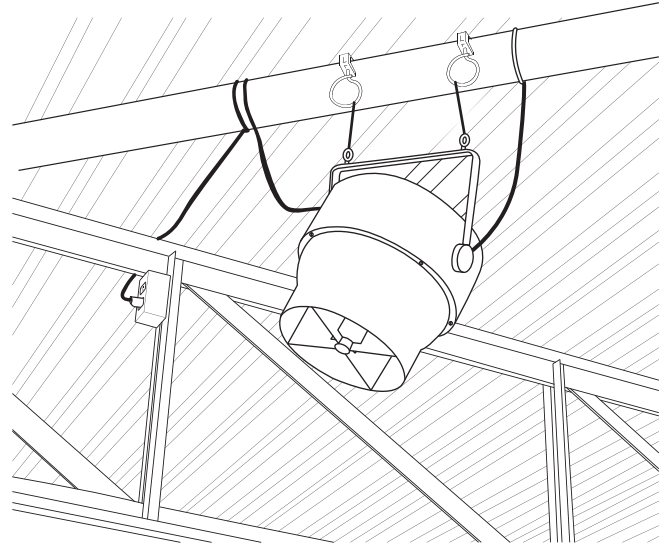
## PLACEMENT

### PREPARATION

- Install electrical circuit(s) and outlet(s) in accordance with national and local electric codes
- Outlets should generally be mounted vertically unless a "twist/locking" type is being used
- Wall switch may be installed in circuit to disable power and prevent electrical hazards when servicing
- Confirm electrical continuity of Airius unit on the ground before permanently mounting in the ceiling

### INSTALLATION

- Hang vertically as high in the ceiling as possible  
Typically 300mm (12") - 450mm (18") from the roof deck to intake
- The Airius unit performs best when air column from the nozzle is unimpeded to the floor
- Use professionally installed hardware, capable of supporting a minimum of five times the weight
- Hardware to hang the unit includes but is not restricted to: Hooks, chains, cables, carabiners, bridle rings, beam clamps and bolts
- Density of the placement is directly related to the effectiveness, performance and savings
- Mount out of reach from people and animals
- Floor plans, mezzanines, office locations, machinery, people placement, plumbing, lighting, duct work, electrical systems, natural light/air systems, cranes, doors, windows, ventilation and fire suppression systems are all factors in properly locating the Airius system within the ceiling



### OPERATION

- Designed to operate 24 hours-a-day, 7 days-a-week to maintain thermal equalization/humidity equalization
- Use optional speed control to fine tune RPM if needed

### MAINTENANCE

- Frequency of cleaning will vary by application and environment
- You may clean the plastic housing with a damp warm cloth, using mild household detergents
- Do not use petroleum products, thinners or solvents to clean any part of the Airius unit
- If the Airius unit fails, contact manufacturer