



PRODUCT INFORMATION & INSTALLATION GUIDE 2023

Airius R20/EC Aisle (Fixed Speed)
RETAIL SERIES

www.airius.co.uk

AIRIUS[®]
saving you energy

MODEL EC AISLE DIMENSIONS AND PROPERTIES



UNIT SIZE

Weight:	5.2 kgs (12 lbs)
Height to Rim:	331 mm (13.0 in)
Total Height:	480 mm (18.9 in)
Diameter:	366 mm (14.4 in)

AISLE

MOTOR

Watts*:	30
RPM*:	1700
L/S*:	292 (620 CFM)
m ³ /hr:	1053
Centre Line Velocity ¹ :	1.59 m/s @ 6 m
AMPS*:	0.26

230V @ 50 Hz

*Motor data provided by motor manufacturer and is subject to change at anytime
¹Velocity profile tested in situ

COVERAGE Heating Cooling

Ceiling Height =	Up to 6 m (19 ft)	Up to 5 m (16 ft)
Nozzle Height =	Up to 5.5 m (18 ft)	Up to 4.5 m (14 ft)
Floor Area =	Contact Airius	Contact Airius

All data is indicative only and can change subject to application. For more accurate design please contact Airius.

MOTOR

Single Phase
Electrically commutated, variable speed 92% efficient motor
German EBM Papst EC motor
230 Volt @ 50/60 Hz

OPERATING TEMPERATURES

Operating Temperature = -30°C (-22°F) - 50°C (122°F)

HOUSING

PC/ABS Resin - Inc. internal fixed blade stator, nozzle and cowl
5VA flame resistance rating
Applicable to Titan Series Upgrade - Chemical resistant ABS resin housing and stator blades with stainless steel fixings

INGRESS PROTECTION

IP55 Rated

NOISE LEVELS

Sound Pressure Level = 39 dB(A)

Calculated from nozzle of unit to head height when installed at maximum ceiling height

For additional noise level information contact Airius

COLOUR

Cool gray 2C - Off white as standard
Can be tailor painted to your colour specifications
Titan Series Upgrade - Black as standard

ACCESSORIES & OPTIONS

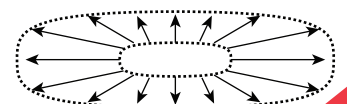
Fixed Speed

For horizontal installations Airius recommend the use of a cradle, a second cable or a rod attachment to support the fan nozzle

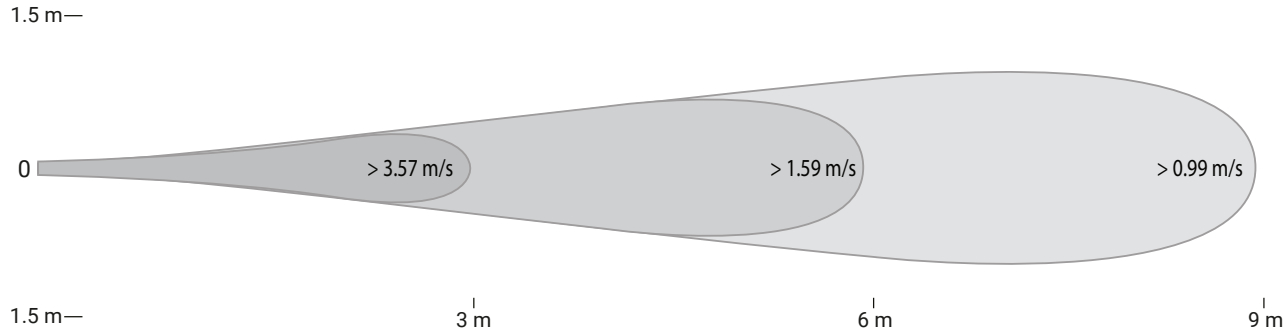
WARRANTY

5 years parts and workmanship from shipping date
120 day money back guarantee (T's & C's apply)

NOZZLE COVERAGE PATTERN



VELOCITY PROFILE



UNIT PLACEMENT

PREPARATION

Install electrical circuit(s) and outlet(s) in accordance with national and local electric codes.

Outlets should generally be mounted vertically unless a "twist/locking" type is being used.

Wall switch may be installed in circuit to disable power and prevent electrical hazards when servicing.

Confirm electrical continuity of Airius unit on the ground before permanently mounting in the ceiling.

MAINTENANCE

Frequency of cleaning will vary by application and environment.

You may clean the plastic housing with a damp warm cloth, using mild household detergents.

Do not use petroleum products, thinners or solvents to clean any part of the Airius unit.

If the Airius unit fails, contact manufacturer.

MATERIALS & PROPERTIES

Constructed from recyclable materials.

The outer shell, stator and fan blades are fire rated 5VA materials.

Power cord is a 1.8 m, 3 wire, 1.02 mm diameter 300VAC rated electrical cord - CE/EU compliance rated as HO5VV (PLUG NOT SUPPLIED).

Electrically commutated, fixed speed 92% efficient motor.

Motor is thermally protected. Shutoff is at 110°C & reset is at 90°C.

No lubrication required. Bearings are sealed.

OPERATION

Designed to operate 24 hours-a-day, 7 days-a-week to maintain air circulation/thermal equalization/humidity equalization.

INSTALLATION

Do not hard connect fans in excess of 10 kgs unless agreed with Airius prior to Installation. When attaching it is preferred if some chain or cable is used between fan and the support. However it is not imperative.

Hang from the ceiling, typically 300 mm (12") - 450 mm (18") from the roof deck to fan intake.

For cooling applications fans can be installed slightly lower. Contact Airius for design details and assistance.

The Airius unit performs best when air column from the nozzle is unimpeded to the floor.

The Airius unit should not be mounted directly in front of heat ducts, vents or any other high heat source.

Use professionally installed hardware, capable of supporting a minimum of five times the weight of the fan unit.

Hardware to hang the unit includes but is not restricted to: Hooks, chains, cables, carabiners, bridle rings, beam clamps and bolts.

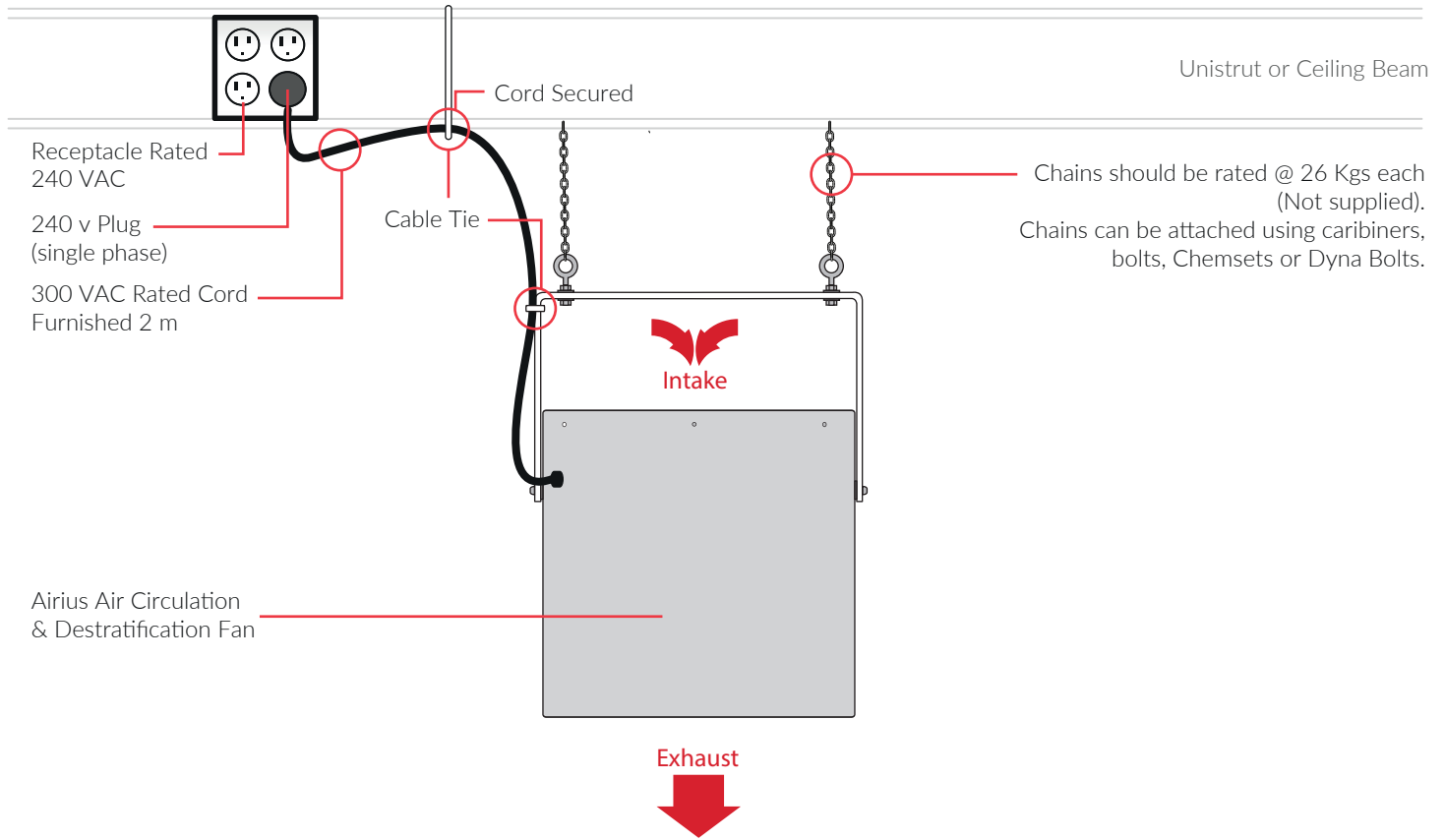
Density of the placement is directly related to the effectiveness, performance and savings.

Mount out of reach from people and animals.

Floor plans, mezzanines, office locations, machinery, people placement, plumbing, lighting, duct work, electrical systems, natural light/air systems, cranes, doors, windows, ventilation and fire suppression systems are all factors in properly locating the Airius system within the ceiling.

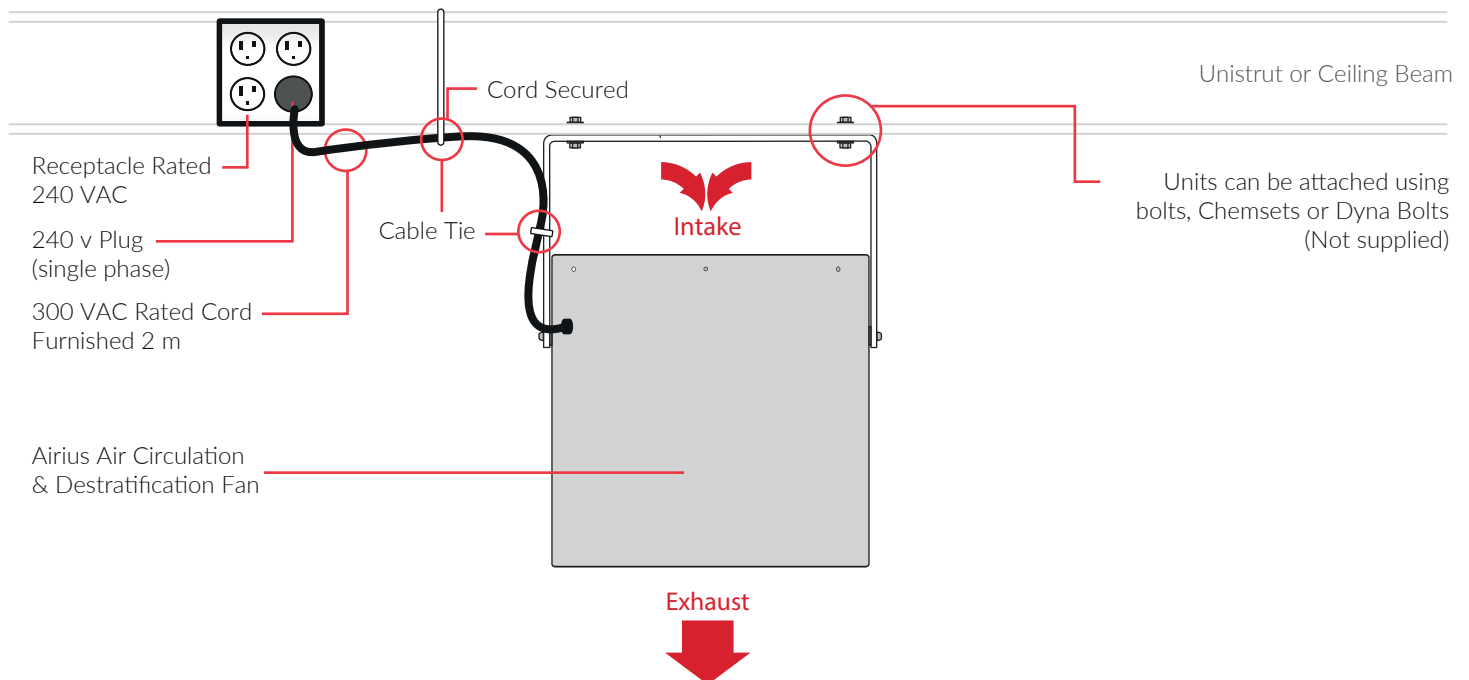
CHAIN HUNG (STRAIGHT)

PLUG NOT SUPPLIED



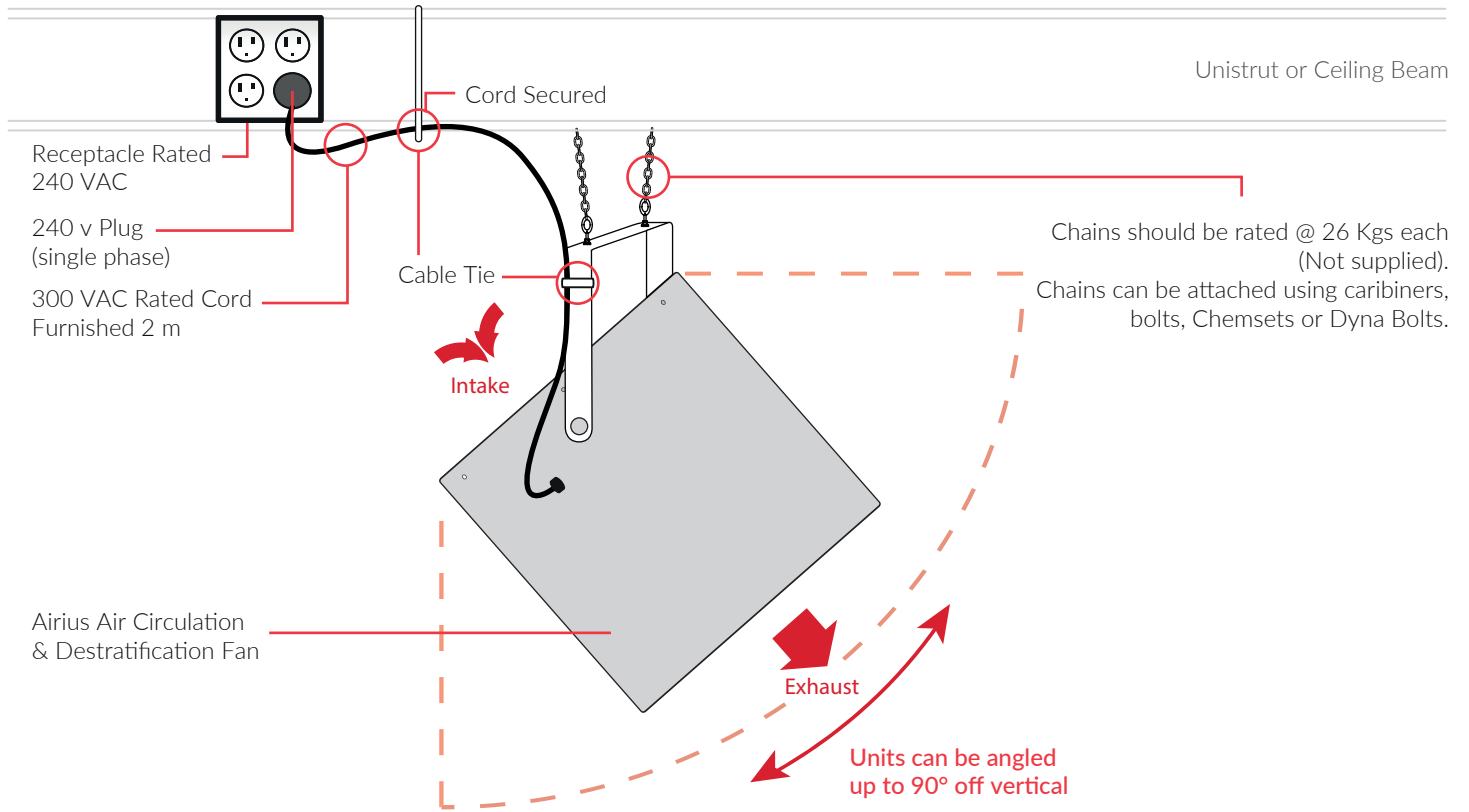
CEILING FIXED (STRAIGHT)

PLUG NOT SUPPLIED



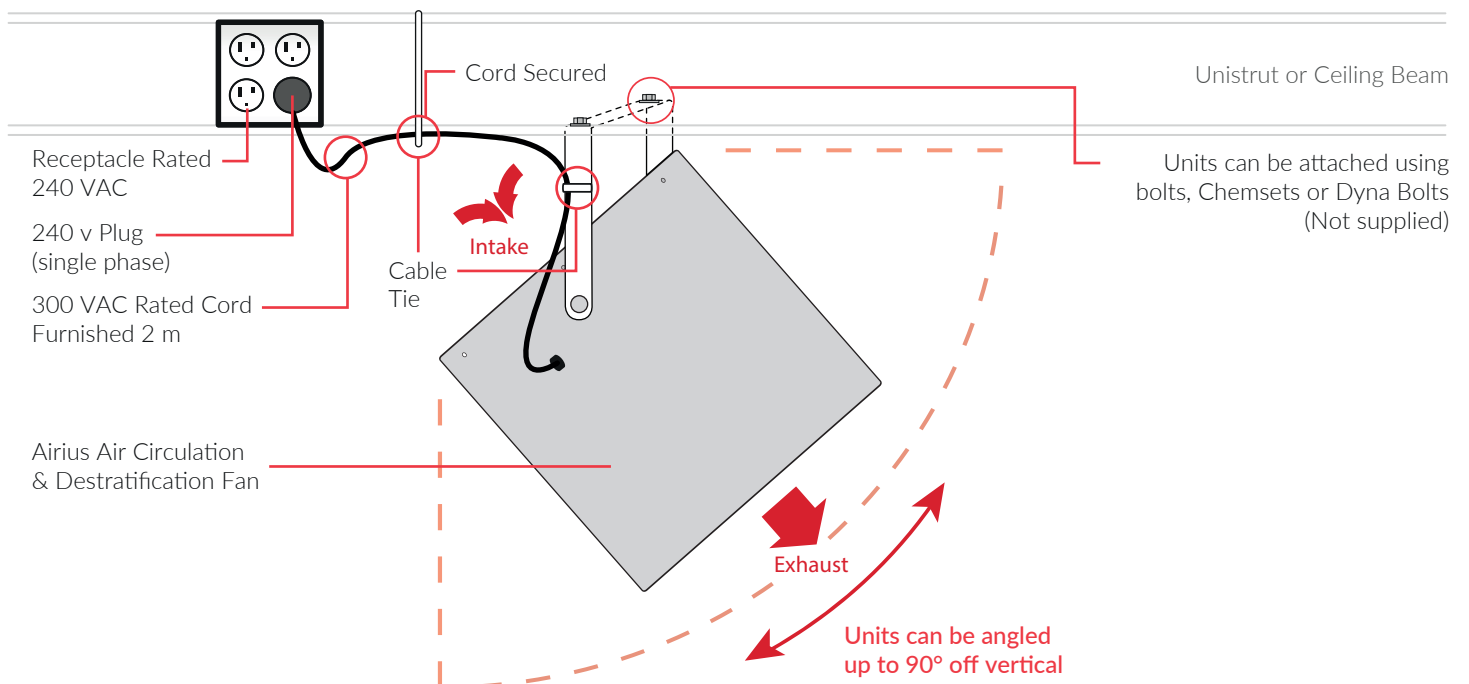
CHAIN HUNG (ANGLED)

PLUG NOT SUPPLIED



CEILING HUNG (ANGLED)

PLUG NOT SUPPLIED





Airius Europe, Middle East & Asia

Airius Europe Ltd
Holwell Farm, Cranborne
Dorset
BH21 5QP, UK
Tel - +44 (0) 1202 554200
Fax - +44 (0) 1202 554396
Email - info@airius.co.uk
Web - www.airius.co.uk

Airius Americas

811 South Sherman Street
Longmont
Colorado
80501 USA
Tel - (00) 1 888 247 7327
Email - Info@airiusfans.com
Web - www.airiusfans.com

Airius Oceania & S.E. Asia

P.O. Box 1812
Byron Bay
NSW
2481 AUSTRALIA
Tel - +61 (2) 6608 2736
Email - info@airius.com.au
Web - www.airius.com.au

USA and foreign Patents granted to AIRIUS LLC, USA, further patents pending. AIRIUS & AIRIUS SYSTEMS is the copyright property of AIRIUS LLC, USA. All material issued by, or emanating from, Airius Europe Ltd is the Copyright property of Airius Europe Ltd, UK.

