



Lighting

Advertising

CCTV

The Maintenance Solution



Using REEL TECH, makes the maintenance and servicing of high level applications easier than ever before

REEL TECH products are used to maintain or retrofit Luminares, Banner and CCTV in a safe simple and economical manner. Luminares can be repaired, re lamped or cleaned at the push of a button

"There is no need for specialized equipment or personnel"

Advertising banners and decorations can be quickly exchanged without interruptions to operations in shopping malls exhibition halls or public buildings

**Suitable for Lighting,
Advertising Banners
CCTV, Fire, Audio
visual & Decorative
displays**




01 Lighting -Lifts		page 4
Mini Type Standard	(to 6 kg)	page 5
Mini Type Multicontact	(to 6 kg)	page 5
Compact Type Standard	(to 15 kg)	page 7
Compact Type Multicontact	(to 15 kg)	page 7
Medium Duty Standard	(to 25 kg)	page 9
Medium Duty Multicontact	(to 25 kg)	page 9
Synchronous Lifts		page 10
Heavy Duty Type Standard	(to 50 kg)	page 11
Heavy Duty Type Multicontact	(to 50 kg)	page 11
Super Heavy Duty Type	(to 500 kg)	page 13
Technical Information		page 13
02 Recessed		page 14
Recessed Mounting Plate RA		page 15
Downlight Mounting Frame		page 15
Surface Cover AH		page 15
03 CCTV-Lifts		page 16
• For Analogue & IP cameras		page 17
• Outdoor Housing for Compact Type		page 17
04 Advertising Lifts		page 18
05 Graphic Systems		page 20
06 Remote Control		page 21
07 Cable Reel		page 22
08 Accessories		page 23
Mounting Brackets MB		page 23
Mounting Brackets RMP & RCMP		page 23
09 The Correct Choice		page 24
10 For Public Safety		page 25
11 Setup Standard Lift		page 26
12 Multicontact Lift		page 27





- Maintenance Free
- 2 year guarantee
- 25 year life expectancy
- Full UK and EU support
- No more scaffold towers & access equipment required
- Minimum risk
- Automatic stop function
- Energy saving
- Minimise disruption
- Remote control function

FOR THE HOME...



Mini Type Standard

Extremely compact size and easy installation makes the mini range the preferred solution for office and home applications for weights up to 6 kg.

Lifting Capacity

MSI-5 1-5kg | MDI-6 1-6kg

Lowering Distance

MSI-5 15m | MDI-6 7m



Mini Type Multicontact

When additional auxiliary contacts are required for DALI, emergency packs or other circuits the Mini multi-contact version is ideal for loads up to 6kg.

Lifting Capacity

MSI-5M 1-5kg | MDI-6M 1-6kg

Lowering Distance

MSI-5M 15m | MDI-6M 7m





**“With REEL TECH
maintenance is
now quick and
efficient”**



Compact Type Standard

Compact size and easy installation makes the Compact range the preferred solution for standard applications such as highbays, lowbays, downlights and fluorescents weighing up to 15 kg.

Lifting Capacity

CSI- 12 3-12-kg | CDI-15 3-15kg

Lowering Distance

CSI-12 15m | CDI-15 10m



Compact Type Multicontact

When additional auxiliary contacts are required for DALI, emergency packs or other circuits the Compact multicontact version is ideal. Separate power supplies for the motor, main lamp and auxiliary contacts offer flexibility and dimming facility for loads up to 15kg.

Lifting Capacity

CSI- 12M 3-12kg | CDI-15M 3-15kg

Lowering Distance

CSI-12M 15m | CDI-15M 10m



**“Cleaning and
replacing lamps
isn’t a chore with
REEL TECH”**





Medium Duty Standard

The Medium Duty lift is an economical solution for loads of up to 25kg 10m in height. Double suspension cables provide stability and avoid rotation for linear systems where direction is required

Lifting Capacity

HDI-25 6-25kg

Lowering Distance

HDI-25 10m



Medium Duty Multicontact

When additional auxiliary contacts are required for DALI, emergency packs or other circuits the Hook Up multicontact version is ideal. Separate power supplies for the motor, main lamp and auxiliary contacts offer flexibility and dimming facility for loads up to 25kg.

Lifting Capacity

HDI-25M 6-25kg

Lowering Distance

HDI-25M 10m

Synchronous Lifts

REEL TECH synchronous lifts can be used with lighting rigs, lighting tracks, displays and banners. A wireless remote control system controls two lifts, the main and sub, both are controlled in parallel via the built-in wireless receivers and RCU.

Only operate one pair at a time. If one lift is out of synch with the other automatic level adjustment can be performed, the lifts self-level after pressing stop and on next start.

**...used with
lighting rigs,
lighting tracks,
displays and
banners...**

**The combined maximum load must not exceed
the lifting capacity of one lift.**



Heavy Duty Type Standard

Heavy duty lifts range from 20kg to 50kg with mounting heights ranging from 10m to 20m offering wider flexibility.

Lifting Capacity

PSI-20 4-20kg | PSI-30 4-30kg
PDI-35 8-35kg | PDI-50 8-50kg

Lowering Distance

PSI-20 20m | PSI-30 15m
PDI-35 10m | PDI-50 10m

Heavy Duty Type Multicontact

When additional auxiliary contacts are required for DALI, emergency packs or other circuits the Hook Up multicontact version is ideal. Separate power supplies for the motor, main lamp and auxiliary contacts offer flexibility and dimming facility for loads up to 50kg.

Lifting Capacity

PSI-20M 4-20kg | PSI-30M 4-30kg
PDI-35M 8-35kg | PDI-50M 8-50kg

Lowering Distance

PSI-20M 20m | PSI-30M 15m
PDI-35M 10m | PDI-50M 10m

LIGHTING LIFTS...

1

“Servicing seemed impossible, REEL TECH made it possible”





Super Heavy Duty Type

For loads over 50kg and up to 30m high the Super Heavy Duty series are used. This range is characterized by its quietness and a robust technology. Drive and control procedures are carried out in duplicate using two motors.

Two double cable guides result in an extremely precise and reliable non rotating 4-fold suspension. The operating speed has been adjusted so that acceleration and applied forces during lifting and lowering are kept extremely low, making it ideal for sensitive loads like chandeliers. (Dynamic coefficient).

Lifting Capacity

PFI-100 50-100kg

PFI-200 60-200kg

PFI-300 100-300kg

PFI-500 100-500kg

Lowering Distance

PFI-100 20m/30m

PFI-200 20m


PFI-300 20m

PFI-500 15m

Technical Information

The Super Heavy Duty series has two separate two pole lighting circuits. Each of which can be used for a power supply for lighting circuits and four auxiliary contacts. The motor and lighting circuits have their own supply cables to allow individual circuit protection.





CLOSE UP OF A RECESSED LIFT

Lift
Ceiling
Light

*light not included



Downlight Mounting Frame - Customised

REEL TECH Lighting-Lifts are used for a wide variety of luminaires. The scope of applications is virtually unlimited. Constantly creating new components and solutions like the recessed downlight frame REEL TECH can help find the solution



Recessed Mounting Plate RA

If a lift is installed behind a suspended the recessed mounting plate can be used to conceal the hole cut-out, lift and wiring.

The aluminium plate is fitted with springs allowing the lifts locking mechanism to function correctly.



Surface Cover AH

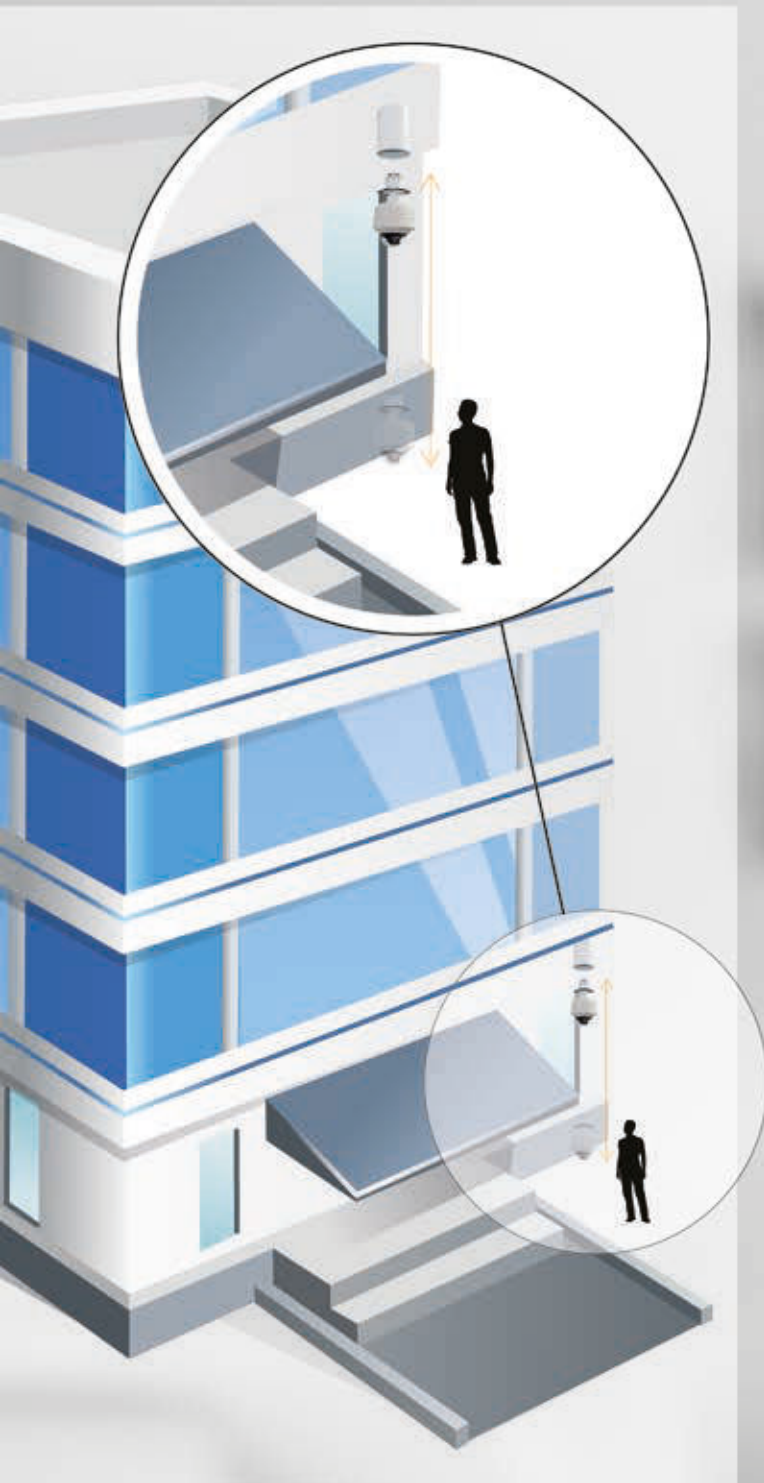
The surface cover is designed to conceal the lift, mounting bracket and wiring and attaches to the lower section of the.

A gap between the top of the cover and the ceiling allows heat to dissipate.

When the luminaire is lowered for maintenance the surface cover can also be cleaned easily.



*light not included





- Maintenance Free
- 2 year guarantee
- 25 year life expectancy
- Full UK and EU support
- No more scaffold towers & access equipment required
- Minimum risk
- Automatic stop function
- Energy saving
- Minimise disruption
- Remote control function

*camera not included



CCTV Lift for Analogue Cameras & IP/POE/CAT5

CCTV-Lifts deal for maintaining and cleaning of CCTV and Audio equipment. Secure contact prevents image distortion when used with CCTV systems. It meets the requirements for CAT-5 applications and PoE.

Lifting Capacity

CSI-12M/3+4 CCTV 3-10kg

CSI-12M/CAT5 CCTV 3-10kg

Lowering Distance

CSI-12M/3+4 CCTV 15m

CSI-12M/CAT5 CCTV 15m

Outdoor Housing For Compact Type (OD-A)

Provides additional protection for outdoor applications such as lighting, CCTV and IP. The housing can accommodate all Lifts of the Compact family and is tested by TÜV Austria and certified for Protection category IP X6 (protected against "powerful water jets")

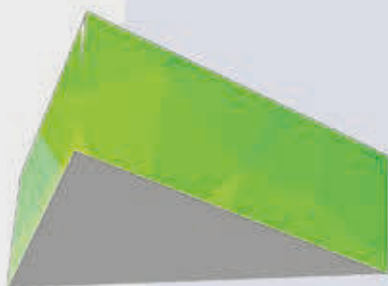
Outdoor housing for other Lift Types is available on request.





Would you like to change your in-store or shopping centre ceiling advertising on a regular basis, but the time and cost restricts you?

RotorBanner offers a solution to any installation of advertising banners like no other. The RotorBanner gives you the flexibility to install advertising or promotional boards where it is ordinarily difficult to do so including or replacing and access is costly.



Take Back Your Space

Most retail outlets, shopping centres and car showrooms have mass of space that is wasted. Advertising to your customers' monthly and seasonal promotions can be simple, with the RotorBanner changing displays is as easy as a touch of the button.

Gain Revenue from Your Rotorbanner

Partners and suppliers can use the board to promote brands and associated companies linked with your business to not only give you a larger overall outlook to potential customers but you can earn revenue from each banner space rented.

How it Works?

The RotorBanner incorporates a remote controlled lift, enabling the client to lower raise and rotate up to 1000 RotorBanner's from one single handset with a lowering distance of up to 15m ensures flexibility while the locking device secures the lowering section. The user can lower the RotorBanner to remove seasonal displays and promotions, replace and raise without scaffolding, access equipment or specialist contractors.

What is Included

Each RotorBanner is supplied as a package and includes everything required to get you up and running instantly. ROTORLIFT. ROTORBANNER. ROTORREMOTE. You will also receive tension fabric which can be supplied printed with your artwork, should you require artwork to be completed on your behalf we have this covered too just send us your images.



The Simple Part

The RotorBanner only requires one single 230v 6amp supply which can be supplied from existing lighting fixtures so no additional cabling is required.

1.5 - 6m WIDE

GRAPHIC SYSTEMS



**SAVE
1/2**
on selected
wines

MADE TO SIZE | PRINTING AVAILABLE | COMPLETE PACKAGE

1.5 - 6m



Remote Control Unit RCU

The RCU / remote control handset enables convenient control of up to 999 lifts. Individual lifts, groups of lifts or lights can be controlled by one RCU. Lifts can be assigned to 1 of 4 group functions.

Lift functions are up / down, stop, light on / off, single and group control. Lowering distance can also be set using the RCU.

The RCU operates in the license-free ISM band of 433.92 MHz. The range is circa 100 meters.

In each lift the time which the illumination is turned on is stored and can be read out with the RCU. This feature can be used to keep record of the lifetime of the illuminant.

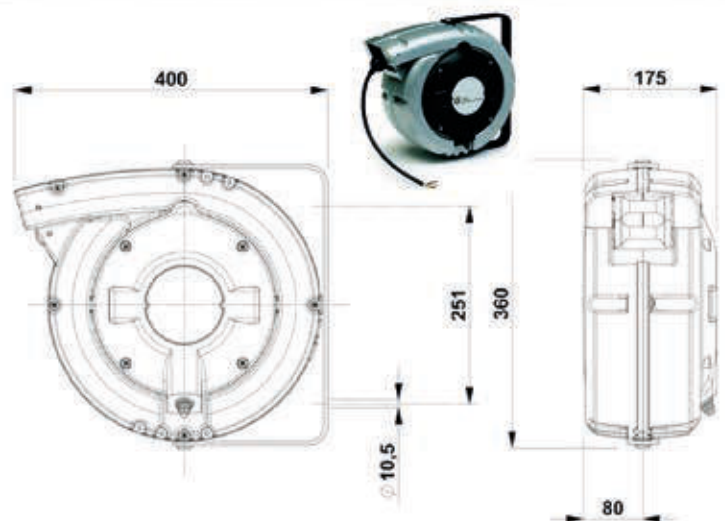
By **programming the lift serial numbers** in the RCU and the teaching of the lifts to the respective RCU a unique association is guaranteed for security against unauthorized operation. (Safekeeping of RCU is mandatory)

Visual contact with the lift must be maintained at all times when operating the lifts via the RCU or key switch function.

REEL TECH UK supply an exclusive range of remote-controlled lifting systems that represent innovative solutions in terms of safety, cost-effectiveness and simplicity.

Cable Reel

- Die-cast aluminium case
- Double earth contact
- Protection class: IP42
- Operating temperature range: -5°C up to +40°C
- Cable: PVC (H05VV-F), Heavy rubber cable (H07RN-F)
- Automatic latching (can be enabled/disabled)
- All cable reels are supplied with predisposition for cable-stop device off. It can be easily inserted
- Delivered without cable at feeding site
- Cable roller guide
- Mounting bracket in steel, swivelling
- Manufactured to standards: EN 61242; EN 60335-1



Auto winding cable reels keep workshops hazard free and equipment to hand

Winding Length

From 8m - 20m

Power Rating

Wound from 1100w - 3000w

Unwound from 1800w - 4000w



Mounting Brackets MB

Mounting brackets are used to secure the lift by two fixing points in line with building regulations. Variable mounting brackets (MB-V) allow for quick and easy height adjustment of the lift if installed behind a false ceiling.

Mounting Brackets RMP & RCMP

The mounting plates are used to fit luminaires weighing up to 50kg directly to the lowering part of the Lift. They are available in round and rectangular version. White, RAL 9010.



Reel Tech Lighting-Lifts are used to maintain or retro-fit luminaires, CCTV cameras, fire and smoke detectors or banners in a safe, simple and economical manner. Luminaires can be repaired, relamped or cleaned at the push of a button.

Weight is the main criterion when selecting the appropriate lift. The weight of the luminaire plus the weight of any accessories must be taken into account. Never exceed the lifting capacity of the lift and always ensure the rated minimum load is suspended from the lift to maintain tension on the suspension cables. See specification plate of the lift for guidance.

Lowering distance is the second most important criterion to consider. See page 5 for the lowering distance calculation.

Shape and design of the luminaire determines if a single or double suspension wire lift is required. See page 6.

Additional contacts for DALI, emergency packs or similar would require a multi contact lift. In addition to the main lighting circuit four additional auxiliary contacts are provided. See page 7.

Useful mounting accessories complete the range. Almost every application can be satisfied by a wide variety of fixing accessories, recessed mounting plates and surface covers. See page 23.

Wireless control and operation of the lift and lights can be carried out via the RCU (remote control handset) or manually via the potential free control cable. Each lift has its own integrated radio receiver with its unique address. The RCU can control up to 999 addresses and control each lift individually or in groups. The functions are up/down, stop, light on /off, to adjust the lowering distance and query function for operating hours of luminaire.

For public protection once the lift begins to lower all electrical connections are isolated and power to the light is switched off. The light will switch on automatically when the lift is in its operating position, signalling that the safety jaws have engaged.



Reel Tech products are maintenance free; and are exempt from annual inspection. Quality and assurance is certified in accordance with TUV, ETL CE and FCC regulations .



Reel Tech products comply with the relevant standards and building codes of practice which require two independent fixing points for suspended electrical equipment over 5kg mass in public buildings, stages and theatres

Safety locking devices provide additional security when the lift is at rest. Special safety locking jaws engage to take the load off the suspension cables. The jaws remain locked even in the event of power failure and only disengage when the lift is operated.

During operation the lowering ring first raises approximately 3mm allowing the safety jaws to disengage and the lift to lower. When raising the reverse is true, the lowering ring raises beyond 3mm, the safety jaws engage and the lift settles down to its rest position.

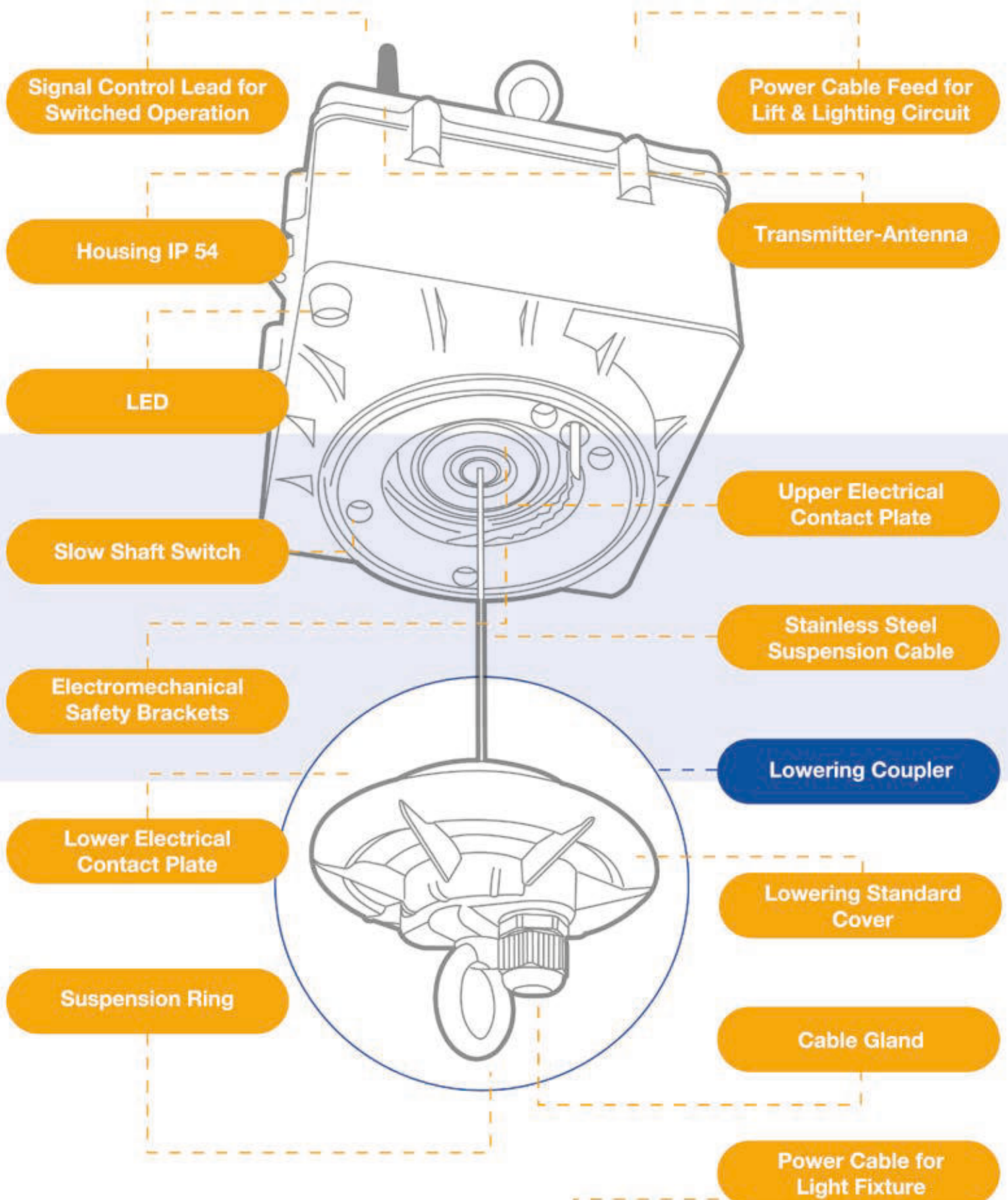
Patented 2-pole contacts ensure reliable contact; 2-pole safely isolated before lowering.

The lowering distance can be set and programmed to a safe and comfortable working level via the RCU. The distance can be adjusted or changed at any time during the life of the lift.

Safety cut-off protection activates and the lift stops if the suspension cable becomes slack or there is no minimum load on the lift.



DO NOT OPERATE THE LIFTS WITH PEOPLE STANDING OR PASSING BELOW. MAINTAIN A MINIMUM 6 METRE DIAMETER SAFETY ZONE AT ALL TIMES WHEN OPERATING A LIFT.

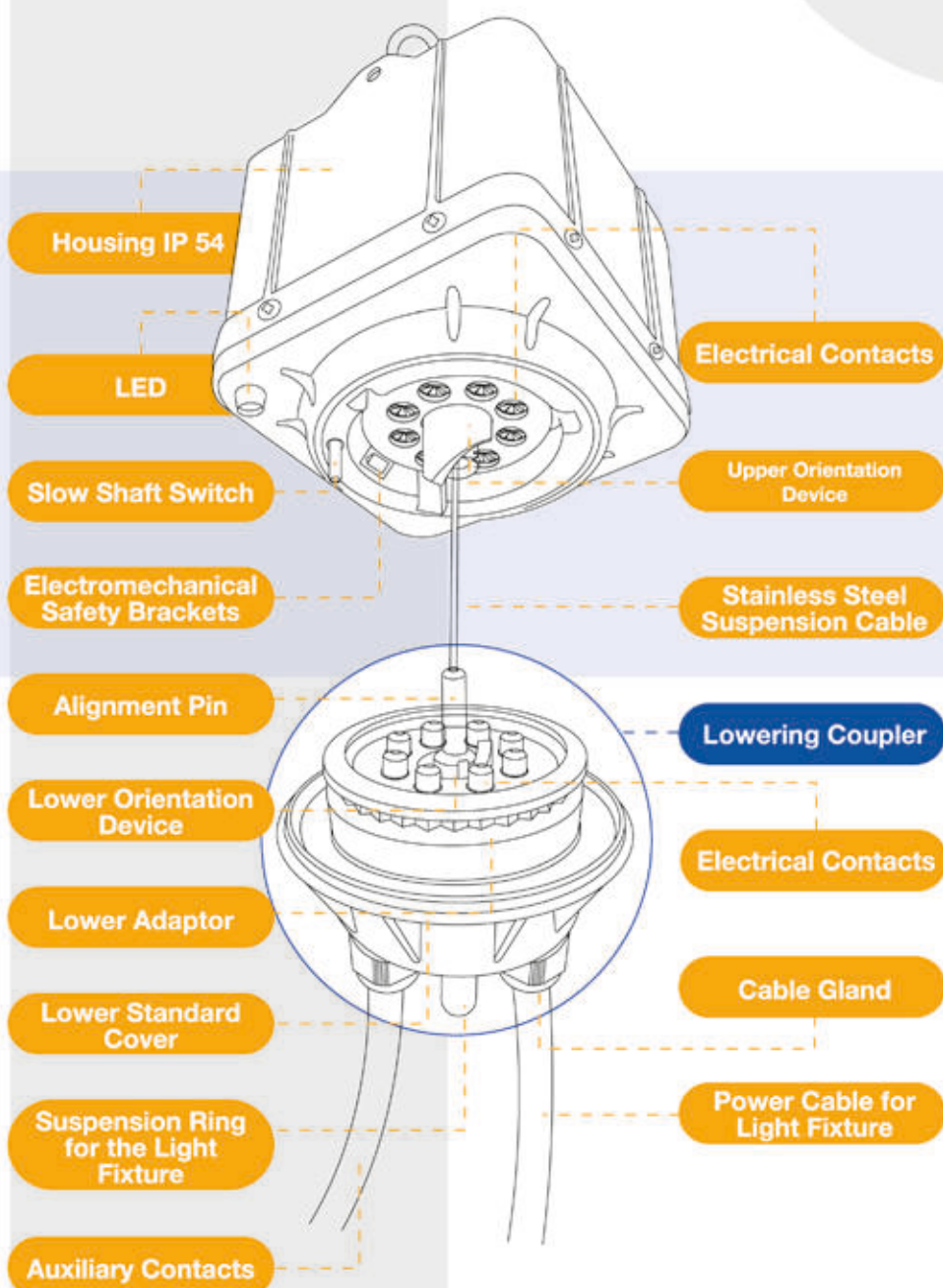


Multicontact models are used with DALI, emergency packs or when other additional contacts are required. In addition to the main circuit there are 4 additional auxiliary contacts available for these signals to use.

Intelligent design and a unique locking mechanism align the contacts after each lowering operation. Double suspension cable lifts are recommended for use with linear luminaires or recessed applications. Multi-contact models have a separate supply for the motor and lighting circuits. (except Mini Type, see technical data on the following pages)

Multicontact models with separate motor and lighting circuit make it possible to switch low voltage circuits, add a dimming circuit or an auxiliary lamp.

...intelligent design and a unique locking mechanism...



Multicontact single suspension cable



Multicontact double suspension cable

REELTECH UK Ltd supports customers worldwide to provide solutions for:

- Lighting
- Advertising Material
- Banners
- Decorative Displays
- CCTV
- Fire Detectors
- Audio Visual

With the help of REEL TECH UK Luminaires, CCTV, Fire and Audio Visual systems of almost any kind can be lowered and raised from ground level in complete safety at the touch of a button.

Clean, service, re-lamp, carry out maintenance and maintain lux levels, replace seasonal banners or promotional advertising material.

Operate the lifts or lights individually or in groups and set the lowering distance at ground level.

- Airports
- Commercial & industrial
- Domestic environments
- Exhibition halls
- Factories
- Function rooms
- Hotels
- Shopping centres
- Sports halls
- Stations
- Theatres and cinemas
- Trade shows

T: +44 (0) 1604 643522
F: +44 (0) 1604 697028
E: info@reeltechuk.com

www.reeltechuk.com

Unit 1, Mere Farm Business Complex, Red House Lane,
Hannington, Northampton NN6 9SZ

Reel Tech reserves the right to make changes without notice in the specifications and materials contained herein and shall not be responsible for any damage (including consequential) caused by reliance on the materials presented, including but not limited to typographical and other errors relating to the publication.

www.reeltechuk.com